

# **Torquay Drive @ San Juan Avenue**

Thursday, March 08, 2018

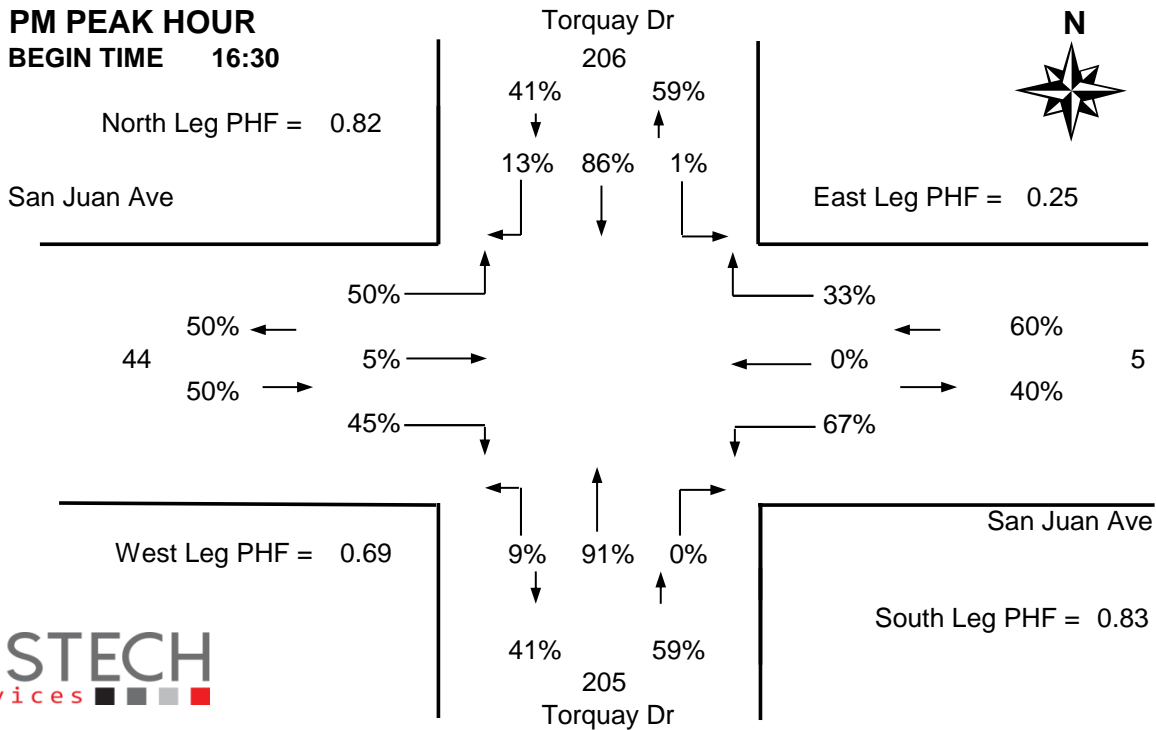
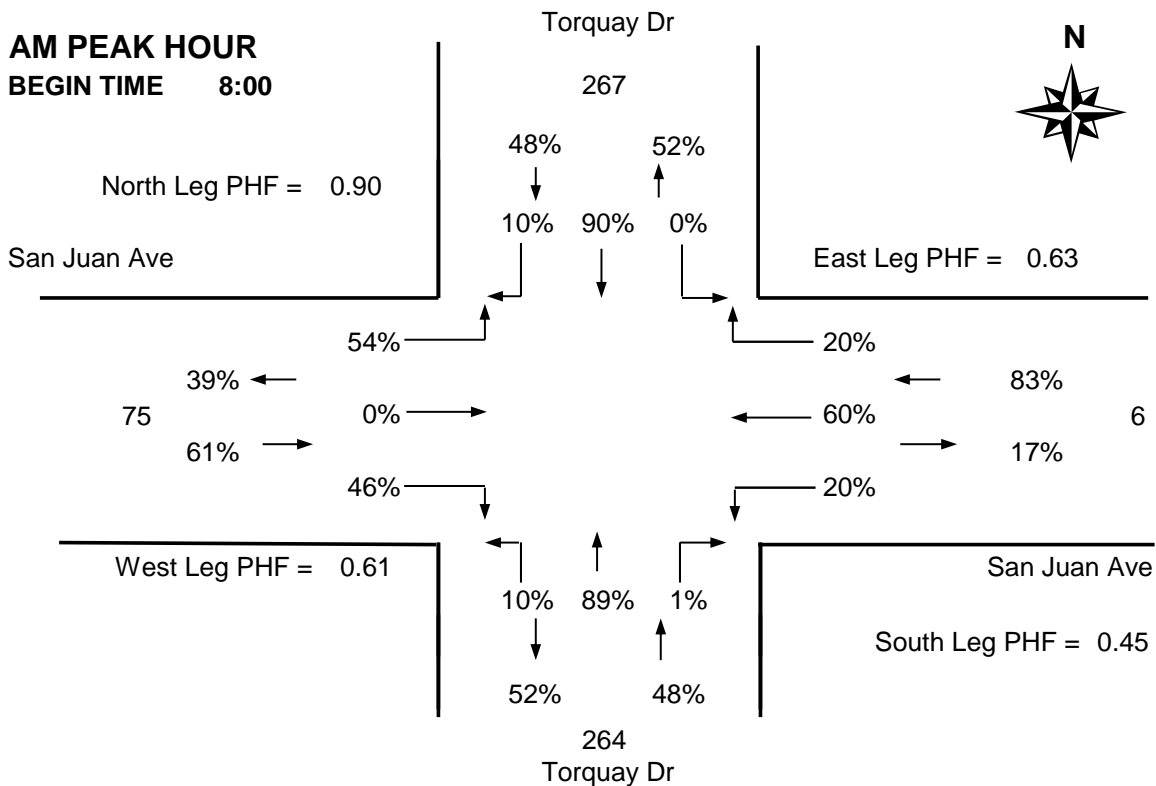


The data presented here is for information purposes only and should not be considered authoritative for construction, geotechnical, engineering, navigational, legal, or other site-specific uses. The information shared is owned by the Transportation Division of the Engineering Department at the District of Saanich. Accuracy is not guaranteed.

# DISTRICT OF SAANICH 2018 TRAFFIC COUNTS

**Major Route:** Torquay Drive  
**Minor Route:** San Juan Avenue  
**Date:** Thursday, March 8, 2018  
**Filename:** Torquay@San Juan-Mar8-2018.xls

**Station #:** TIN000436  
**Intersection Type:** 4-leg  
**East/West Route:** San Juan Avenue  
**Weather:** Cloudy and damp



# DISTRICT OF SAANICH 2018 TRAFFIC COUNTS

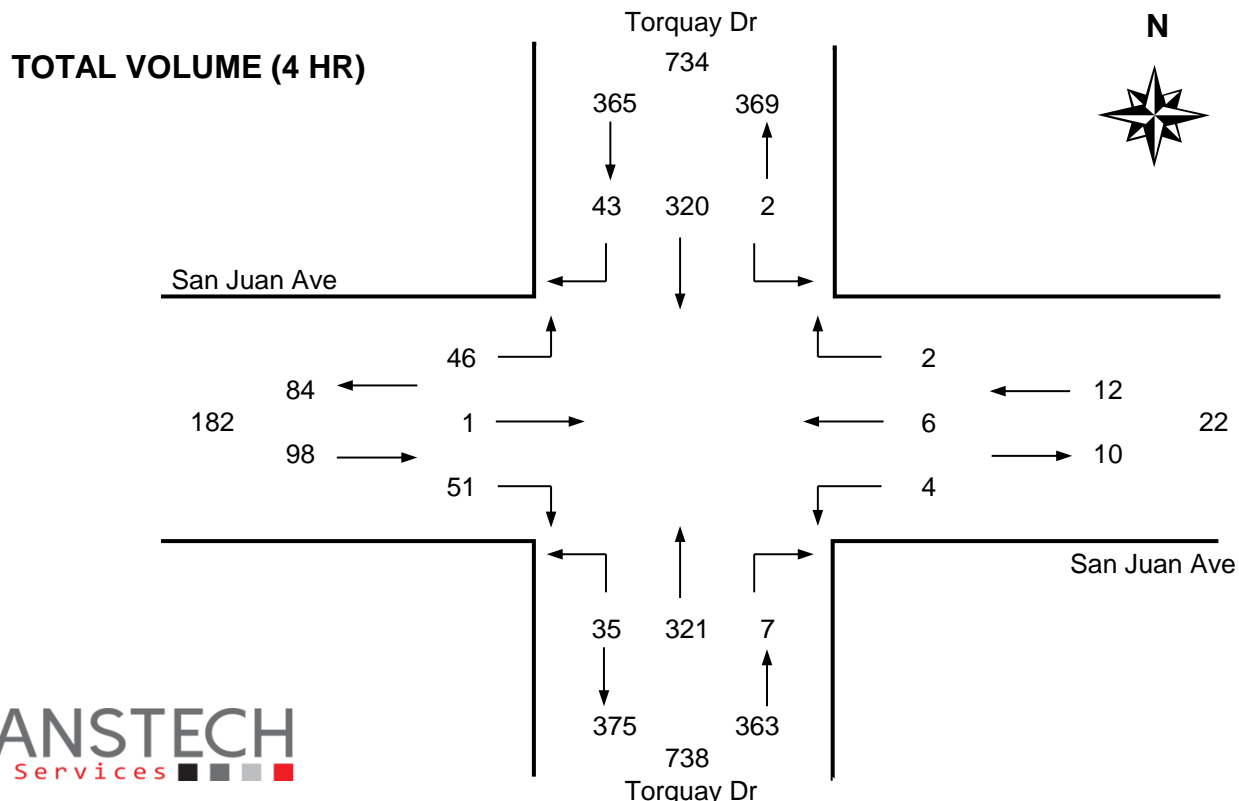
**Major Route:** Torquay Drive  
**Minor Route:** San Juan Avenue  
**Date:** Thursday, March 8, 2018  
**Filename:** Torquay@San Juan-Mar8-2018.xls

**Station #:** TIN000436  
**Intersection Type:** 4-leg  
**East/West Route:** San Juan Avenue  
**Weather:** Cloudy and damp

**Comments:**

### Vehicle Data

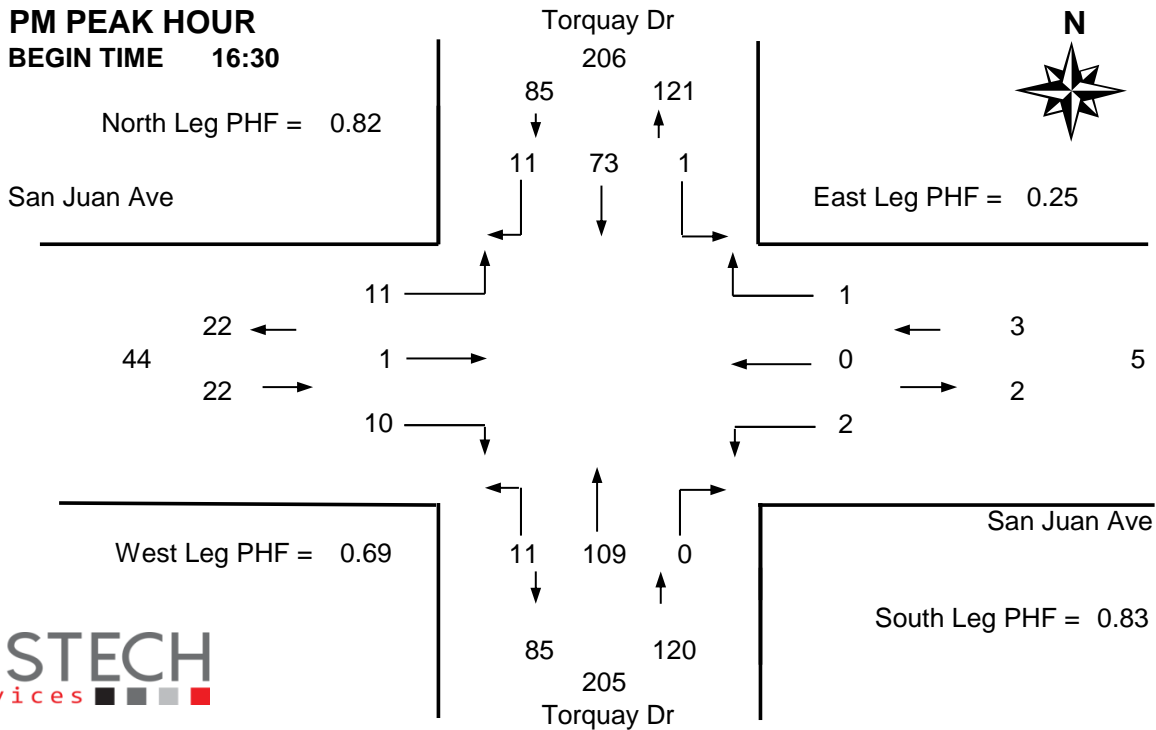
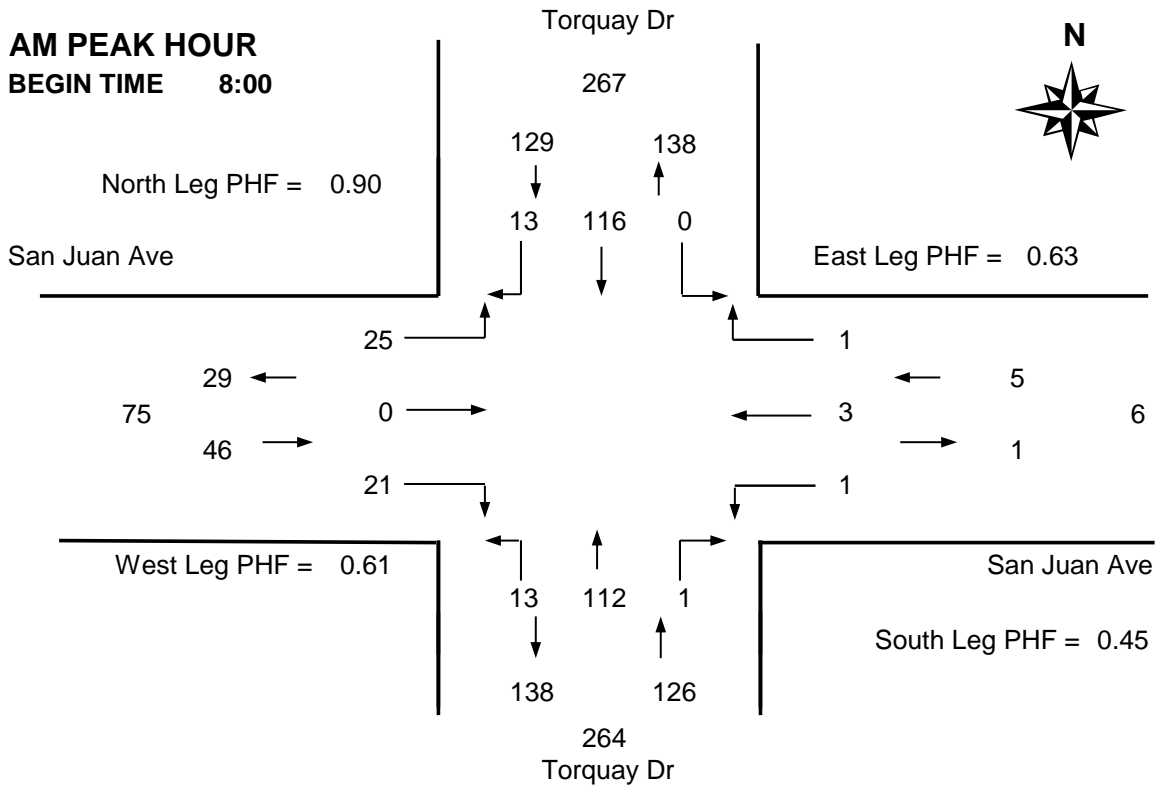
Time Period Starting	Torquay Dr From North			Torquay Dr From South			San Juan Ave From West			San Juan Ave From East			15 Min Total	Hourly Total	Pedestrians			
	Left	Thru	Right	Left	Thru	Right	Left	Thru	Right	Left	Thru	Right			N	S	W	E
	7:30	0	30	1	0	14	0	2	0	3	0	1			0	51	-	3
7:45	0	18	6	0	12	2	2	0	5	0	1	0	46	-	2	0	0	1
8:00	0	32	4	2	17	0	2	0	7	1	0	0	65 *	-	4	0	0	13
8:15	0	24	1	2	14	1	3	0	9	0	2	0	56 *	218	17	0	0	13
8:30	0	33	3	7	63	0	15	0	4	0	0	0	125 +	292	24	0	3	40
8:45	0	27	5	2	18	0	5	0	1	0	1	1	60 *	306	9	0	0	22
9:00	0	20	6	0	10	0	1	0	1	0	0	0	38	279	5	0	0	1
9:15	0	7	1	0	5	0	0	0	1	0	1	0	15	238	5	0	0	6
<b>Total</b>	<b>0</b>	<b>191</b>	<b>27</b>	<b>13</b>	<b>153</b>	<b>3</b>	<b>30</b>	<b>0</b>	<b>31</b>	<b>1</b>	<b>6</b>	<b>1</b>	<b>456</b>	<b>-</b>	<b>69</b>	<b>0</b>	<b>3</b>	<b>98</b>
<b>Pk Hr</b>	<b>0</b>	<b>116</b>	<b>13</b>	<b>13</b>	<b>112</b>	<b>1</b>	<b>25</b>	<b>0</b>	<b>21</b>	<b>1</b>	<b>3</b>	<b>1</b>	<b>306 *</b>	<b>-</b>	<b>54</b>	<b>0</b>	<b>3</b>	<b>88</b>
<b>Pk Hr Factor</b>	n/a	0.88	0.65	0.46	0.44	0.25	0.42	n/a	0.58	0.25	0.38	0.25	0.61	* = Peak hour + = Peak 15 minutes				
	<b>0.90</b>			<b>0.45</b>			<b>0.61</b>			<b>0.63</b>								
15:30	0	15	0	1	12	3	2	0	3	1	0	0	37	-	11	2	1	7
15:45	0	18	2	3	16	1	1	0	5	0	0	0	46	-	8	0	0	5
16:00	1	10	1	2	13	0	0	0	2	0	0	0	29	-	2	0	1	4
16:15	0	13	2	5	18	0	2	0	0	0	0	0	40	152	5	0	0	5
16:30	0	14	2	2	31	0	4	0	4	2	0	1	60 *	175	5	1	0	4
16:45	0	17	3	4	16	0	2	0	2	0	0	0	44 *	173	7	0	0	1
17:00	0	19	4	3	33	0	2	1	2	0	0	0	64 +	208	8	0	0	3
17:15	1	23	2	2	29	0	3	0	2	0	0	0	62 *	230	8	0	1	9
<b>Total</b>	<b>2</b>	<b>129</b>	<b>16</b>	<b>22</b>	<b>168</b>	<b>4</b>	<b>16</b>	<b>1</b>	<b>20</b>	<b>3</b>	<b>0</b>	<b>1</b>	<b>382</b>	<b>-</b>	<b>54</b>	<b>3</b>	<b>3</b>	<b>38</b>
<b>Pk Hr</b>	<b>1</b>	<b>73</b>	<b>11</b>	<b>11</b>	<b>109</b>	<b>0</b>	<b>11</b>	<b>1</b>	<b>10</b>	<b>2</b>	<b>0</b>	<b>1</b>	<b>230 *</b>	<b>-</b>	<b>28</b>	<b>1</b>	<b>1</b>	<b>17</b>
<b>Pk Hr Factor</b>	0.25	0.79	0.69	0.69	0.83	n/a	0.69	0.25	0.63	0.25	n/a	0.25	0.90					
	<b>0.82</b>			<b>0.83</b>			<b>0.69</b>			<b>0.25</b>								



# DISTRICT OF SAANICH 2018 TRAFFIC COUNTS

**Major Route:** Torquay Drive  
**Minor Route:** San Juan Avenue  
**Date:** Thursday, March 8, 2018  
**Filename:** Torquay@San Juan-Mar8-2018.xls

**Station #:** TIN000436  
**Intersection Type:** 4-leg  
**East/West Route:** San Juan Avenue  
**Weather:** Cloudy and damp



# DISTRICT OF SAANICH 2018 TRAFFIC COUNTS

**Major Route:** Torquay Drive  
**Minor Route:** San Juan Avenue  
**Date:** Thursday, March 8, 2018  
**Filename:** Torquay@San Juan-Mar8-2018.xls

**Station #:** TIN000436  
**Intersection Type:** 4-leg  
**East/West Route:** San Juan Avenue  
**Weather:** Cloudy and damp

**Comments:**

**Bicycle Data**

Time Period Starting	Torquay Dr			Torquay Dr			San Juan Ave			San Juan Ave			15 Min Total	Hourly Total
	From North			From South			From West			From East				
	Left	Thru	Right	Left	Thru	Right	Left	Thru	Right	Left	Thru	Right		
7:30	1	0	0	0	0	0	0	0	2	0	1	0	4 *	-
7:45	1	1	1	0	0	0	0	0	0	0	0	0	3 *	-
8:00	0	1	1	0	0	0	0	1	0	0	1	0	4 *	-
8:15	0	1	1	0	0	0	0	1	1	2	1	0	7 +	18
8:30	0	2	0	0	0	0	0	0	0	1	0	0	3	17
8:45	0	2	0	0	0	0	0	1	1	0	0	0	4	18
9:00	0	1	0	0	0	0	0	0	0	0	0	0	1	15
9:15	0	0	0	0	0	0	0	0	1	0	1	0	2	10
<b>Total</b>	<b>2</b>	<b>8</b>	<b>3</b>	<b>0</b>	<b>0</b>	<b>0</b>	<b>0</b>	<b>3</b>	<b>5</b>	<b>3</b>	<b>4</b>	<b>0</b>	<b>28</b>	<b>-</b>
<b>Pk Hr</b>	<b>2</b>	<b>3</b>	<b>3</b>	<b>0</b>	<b>0</b>	<b>0</b>	<b>0</b>	<b>2</b>	<b>3</b>	<b>2</b>	<b>3</b>	<b>0</b>	<b>18 *</b>	<b>-</b>
<b>15x4</b>	<b>4</b>	<b>4</b>	<b>4</b>	<b>0</b>	<b>0</b>	<b>0</b>	<b>0</b>	<b>4</b>	<b>8</b>	<b>8</b>	<b>4</b>	<b>0</b>	<b>28 +</b>	<b>-</b>

15:30	0	0	0	1	0	0	0	2	0	0	0	0	3	-
15:45	0	0	0	0	0	0	0	1	0	0	0	1	2	-
16:00	0	1	0	0	1	0	0	1	0	0	0	0	3	-
16:15	0	0	0	1	0	1	0	1	0	0	0	0	3 *	11
16:30	0	0	0	1	2	0	1	0	0	0	2	0	6 +	14
16:45	0	0	0	0	0	0	1	1	0	0	0	0	2 *	14
17:00	0	0	0	0	0	0	1	2	1	0	0	0	4 *	15
17:15	0	0	1	0	0	0	0	2	0	0	0	0	3	15
<b>Total</b>	<b>0</b>	<b>1</b>	<b>1</b>	<b>3</b>	<b>3</b>	<b>1</b>	<b>3</b>	<b>10</b>	<b>1</b>	<b>0</b>	<b>2</b>	<b>1</b>	<b>26</b>	<b>-</b>
<b>Pk Hr</b>	<b>0</b>	<b>0</b>	<b>0</b>	<b>2</b>	<b>2</b>	<b>1</b>	<b>3</b>	<b>4</b>	<b>1</b>	<b>0</b>	<b>2</b>	<b>0</b>	<b>15 *</b>	<b>-</b>
<b>15x4</b>	<b>0</b>	<b>0</b>	<b>0</b>	<b>4</b>	<b>8</b>	<b>4</b>	<b>4</b>	<b>8</b>	<b>4</b>	<b>0</b>	<b>8</b>	<b>0</b>	<b>24 +</b>	<b>-</b>

<b>4 Hr</b>	<b>2</b>	<b>9</b>	<b>4</b>	<b>3</b>	<b>3</b>	<b>1</b>	<b>3</b>	<b>13</b>	<b>6</b>	<b>3</b>	<b>6</b>	<b>1</b>	<b>54</b>	<b>108</b>
-------------	----------	----------	----------	----------	----------	----------	----------	-----------	----------	----------	----------	----------	-----------	------------

**PEAK HOUR SUMMARY**

